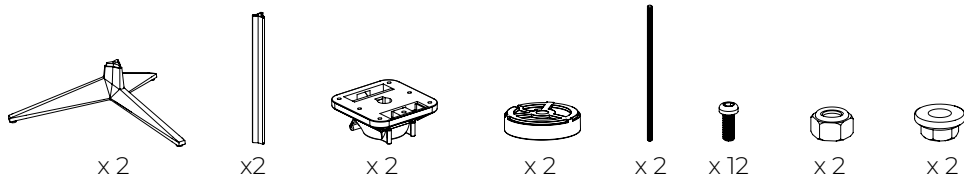


## Colección Faz / Faz Collection

### Instrucciones para montaje / Assembling instructions



Soporte Abatible  
Folding Mechanism

! Tuerca Autoblocante M 10  
M 10 Self-locking Nut

Soporte Abatible  
Folding Mechanism

Disco Adaptador  
Disk Adapter

Varilla Roscada M 10  
M 10 Threaded Rod

Tubo  
Tube

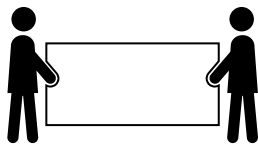
Base  
Base

! Tuerca con Collar M1 0  
Llave Hexagonal Nº 17  
M 10 Flange Nut  
Nº 17 Hexagonal Wrench

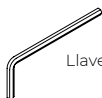
Pata de Nivelación  
Leveling leg piece

## ASSEMBLY

! Transportar el Tablero en Posición Vertical  
! Please Carry the Table Top Only in a Vertical Position



! El Tablero Puede Romperse al Transportarlo en Posición Horizontal  
! The Table Top Could Break if Carried in a Horizontal Way




Llave Allen N° 4

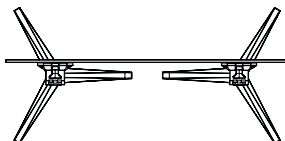


M6 x 18 mm  
M6 x 18 mm  
x12

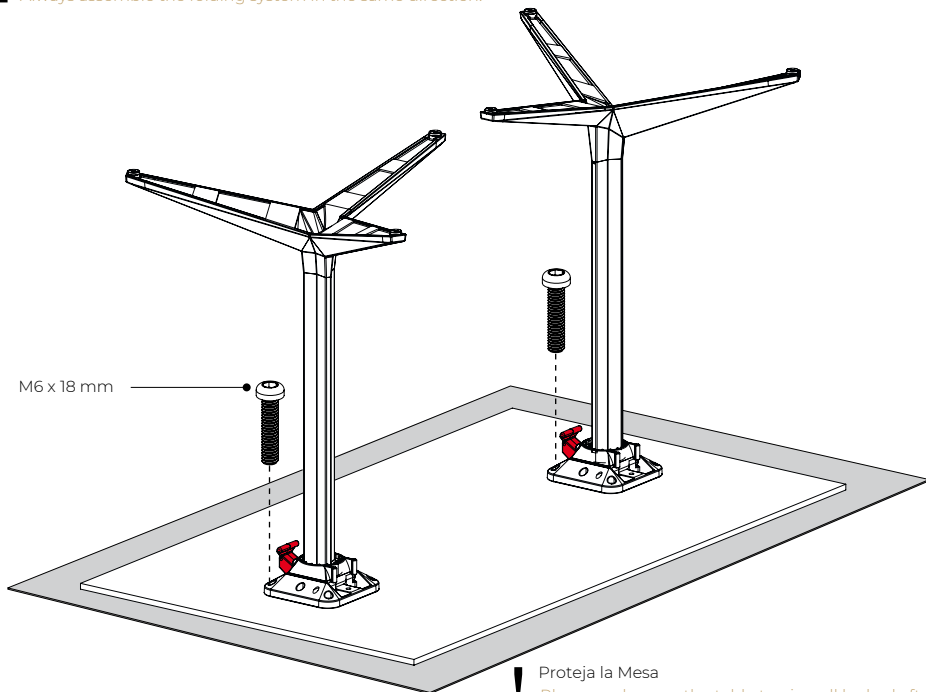
Posiciones de los Tornillos en Tableros Rectangulares  
Screw Insertions in Rectangular Table Top



! Verifique la Posición Correcta de las Bases.  
! Please Check that the Table Bases are in the Right Position.



! Montar siempre el sistema abatible en la misma dirección.  
! Always assemble the folding system in the same direction.



! Proteja la Mesa  
! Please make sure the table top is well looked after